

DESCRIPTION

Ultra slim design, lamp thickness only 0.39".
 Features color tunable technology lets the user choose between 2700K, 3000K, 3500K, 4000K, or 5000K.
 Easy Installation, no housing needed.
 Wet-location rated, ideal for bathrooms, laundry, porches and garage work rooms.



BASED ON SAMPLE SETTING. ACTUAL LUMENS MAY VARY.

MODEL#	SIZE	WATTAGE	5CCT	LUMENS
KOK-3EJCT06SR05	3inch	6W	2700K	361Lm
			3000K	367Lm
			3500K	374Lm
			4000K	395Lm
			5000K	387Lm

FEATURES

- Edge-lit technology, with no glare or dark spots
- Continuous dimming from 100% to 10% with many Triac Dimmers
- Instant on
- No flicker

TECHNICAL SPECIFICATION

VOLTAGE	120V
POWER FREQUENCY	60Hz
POWER FACTOR	>0.9
5CCT	2700K 3000K 3500K 4000K 5000K
CRI	90
BEAM ANGLE	120°
MATERIAL	PS+AL
LIFESPAN	≥50,000hours
OPERATING TEMP	(-4°F~ 113°F) -20~45 C
DIMMABLE	Triac Dimming
RATING	Suitable for Wet Locations
WARRANTY	5 year limited

INSTALLATION

No existing recessed housing or junction box required.
 Suitable for most new constructions.
 Install J-Box in ceiling beam, and insert light right into drywall opening.

DIMMING

Compatible with most triac dimmers to give user a smooth 100%-10% dimming to choose the desired brightness.
 Please check the recommended dimmer list in next page.

ELECTRICAL

This fixture is built with the highest quality 120V drivers, ensuring energy efficiency.

ENERGY SAVINGS

80% more energy savings than halogen lamps.

LISTING

ETL Listed. Energy Star.



Catalog Number: Project Name: Note: Date: Type:

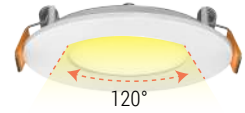
Easily flip the switch for desired CCT



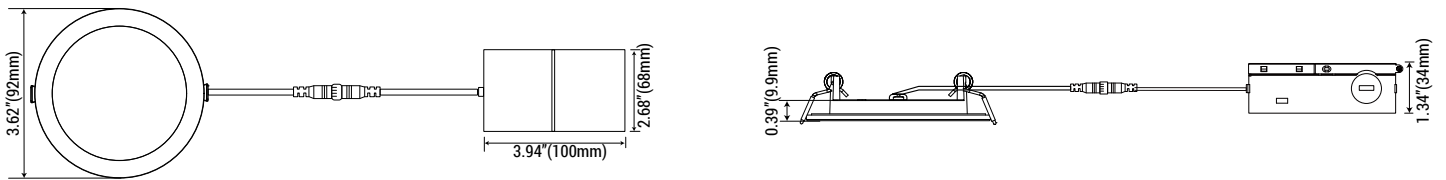
Products view



Beam Angle 120°

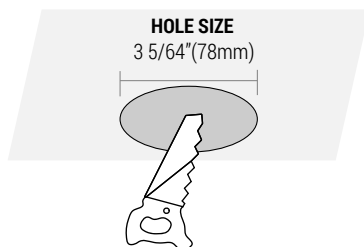


DIMENSION



RECOMMENDED DIMMER

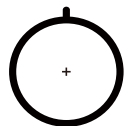
LUTRON				LEVITON	
TG-600PR-WH	TGCL-153PH-LA	SCL-153PH-WH	MSCL-OP153M	6672	
S-600PR-WH	SLV-600P-AL	GT-600P	MACL-153M//MA-R	6674	RNL06
CTCL-153PDH-WH	DV-600PR-WH	DVCL-153P	PD-6WCL	DSL06	IPL06



J-Box driver



Connector



Hole cutout card