

Catalog Number:

Project Name:

Note:

Date:

Type:

DESCRIPTION

4Inch 360° 5CCT COB Round Gimbal Recessed Downlight With Integral Driver In Connection Box.

Directional lighted, tilted 30° , Rotation 360° , 38° beam and a precision lens.

Provides uniform brightness without scattering or glare.

Perfect choice for architectural styles such as living rooms, hallways, stairs and hallways .



BASED ON SAMPLE SETTING. ACTUAL LUMENS MAY VARY.

MODEL#	SIZE	WATTAGE	5CCT	LUMENS
4EJCT12WRWH	4inch	12W	2700K	821Lm
			3000K	864Lm
			3500K	898Lm
			4000K	912Lm
			5000K	868Lm

FEATURES

- Aluminum die-cast body with adjustable gimbal
 - Spring loaded retention arms allow for easy installation into ceilings with no need for a recessed hole
 - TIR optic provides smooth, uniform light with a 38° beam angle
- Simple snap-in installation is fast and easy
Tilting gimbal light source for directional lighting

TECHNICAL SPECIFICATION

VOLTAGE	120V
POWER FREQUENCY	60Hz
POWER FACTOR	>0.9
LIGHT OUPUT	900Lm
CCT	5CCT
CRI	90
BEAM ANGLE	38°
MATERIAL	AL+PS
LIFESPAN	≥50,000hours
OPERATING TEMP	(-4°F~ 113°F) -20~45°C
DIMMING	Triac Dimming
RATING	Suitable for Wet Locations
WARRANTY	5 year limited

INSTALLATION

No existing recessed housing or junction box required.

Suitable for most new constructions.

Install J-Box in ceiling beam, and insert light right into drywall opening.

DIMMING

Compatible with most triac dimmers to give user a smooth 100%-10% dimming to choose the desired brightness.

Please check the recommended dimmer list in next page.

ELECTRICAL

This fixture is built with the highest quality 120V drivers, ensuring energy efficiency.

ENERGY SAVINGS

80% more energy savings than halogen lamps.

LISTING

ETL Listed.



Catalog Number : Project Name : Note : Date : Type :



38° Beam Angle



30° Tilt Range

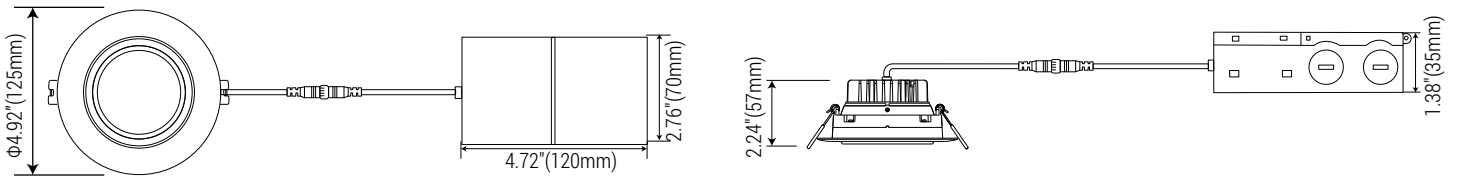


360° Rotation



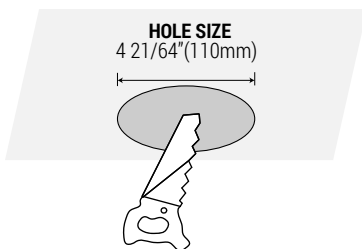
Selectable CCT
2700K,3000K,3500K,4000K,5000K

DIMENSION



RECOMMENDED DIMMER

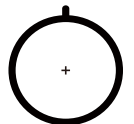
LUTRON				LEVITON	
TG-600PR-WH	TGCL-153PH-LA	SCL-153PH-WH	MSCL-OP153M	6672	
S-600PR-WH	SLV-600P-AL	GT-600P	MACL-153M//MA-R	6674	RNL06
CTCL-153PDH-WH	DV-600PR-WH	DVCL-153P	PD-6WCL	DSL06	IPL06



J-Box driver



Connector



Hole cutout card