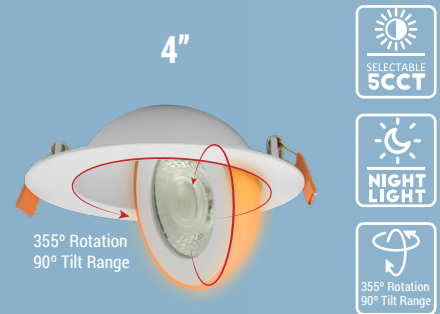


Catalog Number :      Project Name :      Note :      Date :      Type :

### DESCRIPTION

The round floating gimbal with night light is a fixture with modern technology, and also have night Light function .  
 With color adjustable and features 355° rotation, 90° tilt, and a narrow 36° beam angle.  
 It is suitable for bedrooms, kitchens, hallways ,etc.



**BASED ON SAMPLE SETTING. ACTUAL LUMENS MAY VARY.**

MODEL#	WATTAGE	5CCT	LUMENS
4EJCT09GR05-N	9W+3W	2700K	580Lm
		3000K	602Lm
		3500K	625Lm
		4000K	628Lm
		5000K	604Lm

→ **3W (2000K Night Light)**

### FEATURES

- Soft amber hue when night light mode activated
- Without recessed cans or a separate j-box
- CRI 90 for true color rendering
- No flicker

### TECHNICAL SPECIFICATION

VOLTAGE	<b>120V</b>
POWER FREQUENCY	<b>60Hz</b>
POWER FACTOR	<b>&gt;0.9</b>
MAIN LIGHT CCT	<b>2700K   3000K   3500K   4000K   5000K</b>
NIGHT LIGHT CCT	<b>2000K</b>
CRI	<b>90</b>
BEAM ANGLE	<b>36°</b>
MATERIAL	<b>AL+PS</b>
LIFESPAN	<b>≥50,000hours</b>
OPERATING TEMP	<b>(-4°F~ 113°F) -20~45°C</b>
DIMMABLE	<b>Triac Dimming</b>
RATING	<b>Suitable for Wet Locations</b>
WARRANTY	<b>5 year limited</b>

### INSTALLATION

No existing recessed housing or junction box required.  
 Suitable for most new constructions.  
 Install J-Box in ceiling beam, and insert light right into drywall opening.

### DIMMING

Compatible with most triac dimmers to give user a smooth 100%-10% dimming to choose the desired brightness.  
 Please check the recommended dimmer list in next page.

### ELECTRICAL

This fixture is built with the highest quality 120V drivers, ensuring energy efficiency.

### ENERGY SAVINGS

80% more energy savings than halogen lamps.

### LISTING

ETL Listed.




Catalog Number:      Project Name:      Note:      Date:      Type:



Daily mode

Night light mode



### 1. SELECTING MAIN LIGHT MODE OR NIGHT LIGHT MODE


The product has two modes: main light mode and night light mode. Main light mode provides full brightness and allows selection from five color temperatures: 2700K, 3000K, 3500K, 4000K and 5000K. Night light mode provides reduced light output at 2000K color temperature for very soft illumination at night.

### 2. CONVENIENT CONTROL USING LIGHT SWITCH

Switch the downlight off and back on again within (1-4) seconds to activate night light mode.

*NOTE: The main downlight will not provide light output when the night light trim is illuminated.*

### DIMENSION



### RECOMMENDED DIMMER

LUTRON			LEVITON	
TG-600PR-WH	TGCL-153PH-LA	SCL-153PH-WH	6672	
S-600PR-WH	SLV-600P-AL	GT-600P	6674	RNL06
CTCL-153PDH-WH	DV-600PR-WH	DVCL-153P	DSL06	IPL06

### ACCESSORIES

