

Catalog Number:

Project Name:

Note:

Date:

Type:

DESCRIPTION

A flexible downlight solution supports surface mounting and retrofit installation .

With a PIR sensor.

High quality Iron shell with frosted PC diffuser.

Features color tunable technology lets the user choose between 2700K, 3000K, 3500K, 4000K, or 5000K.

Wet-location rated, ideal for garage, corridor hallways warehouse, in walk in closet, utility rooms and attics and many more.



BASED ON SAMPLE SETTING. ACTUAL LUMENS MAY VARY.

MODEL#	SIZE	WATTAGE	5CCT	LUMENS
DS14-04-10-UC5-DI-WH	4inch	10W	2700K	590lm
			3000K	605lm
			3500K	620lm
			4000K	625lm
			5000K	610lm

MODEL#	SIZE	WATTAGE	5CCT	LUMENS
DS14-06-15-UC5-DI-WH	6inch	15W	2700K	1290lm
			3000K	1330lm
			3500K	1325lm
			4000K	1265lm
			5000K	1200lm

MODEL#	SIZE	WATTAGE	5CCT	LUMENS
DS14-08-18-UC5-DI-WH	8inch	18W	2700K	1080lm
			3000K	1115lm
			3500K	1145lm
			4000K	1170lm
			5000K	995lm

TECHNICAL SPECIFICATION

VOLTAGE **120V**

POWER FREQUENCY **60Hz**

POWER FACTOR **>0.9**

5CCT **2700K | 3000K | 3500K | 4000K | 5000K**

CRI **90**

BEAM ANGLE **110°**

CONTROL METHOD **PIR Sensor**

DELAY TURNING OFF THE LIGHT **1min/5min/8min**

MATERIAL **Iron+PC**

COLOR **White / Black**

LIFESPAN **≥50,000hours**

OPERATING TEMP **(-4°F~ 113°F) -20~45°C**

DIMMABLE **Triac Dimming**

RATING **Suitable for Wet Locations**

WARRANTY **5 year limited**

FEATURES

- Low profile, no flicker
- Continuous dimming from 100% to 5% with many Triac Dimmers
- Provide true color rendering with 90+ CRI

INSTALLATION

With multiple apertures, can be installed into any 5 or 6 inch recessed can, or any 2.75/3.5" inch junction box.

DIMMING

Compatible with most triac dimmers to give user a smooth 100%-5% dimming to choose the desired brightness.

Please check the recommended dimmer list in next page.

ELECTRICAL

This fixture is built with the highest quality 120V drivers, ensuring energy efficiency.

ENERGY SAVINGS

80% more energy savings than halogen lamps.

LISTING

ETL Listed. FCC. Energy Star. Title24.




Catalog Number: Project Name: Note: Date: Type:

INSTALLATION HOLE POSITION


4inch

3.5" Junction Box installation hole



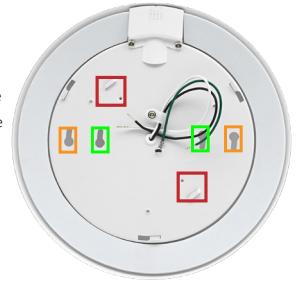
6inch

5" or 6" Recessed installation hole
3.5" Junction Box installation hole



8inch

5" or 6" Recessed installation hole
2.75" Junction Box installation hole
3.5" Junction Box installation hole




Anticlockwise to open the outside lens



The delay auto turn off light has the option of
1 minute / 5 minutes / 8 minutes.



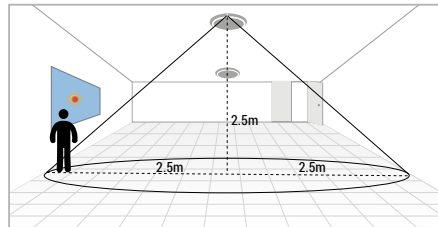
Selectable CCT



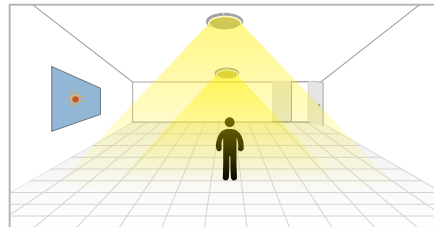
PIR SENSOR ON/OFF FUNCTION

During the day or evening, when the PIR sensor detects someone entering the sensing range, the light will turn on automatically; When the person leaves the sensing range, it will automatically turn off the lights after a few minutes (you can mobilize the switch on the side of the light to select the delay time at 1min/5min/8min).

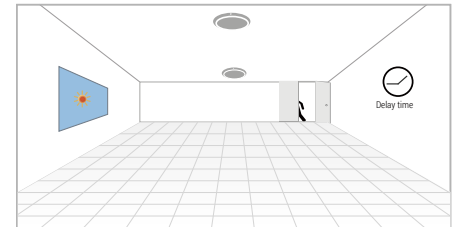
The detection range of PIR sensor around 16 feet;



When the person is in the sensing area, the light will stay on until the person leaves;

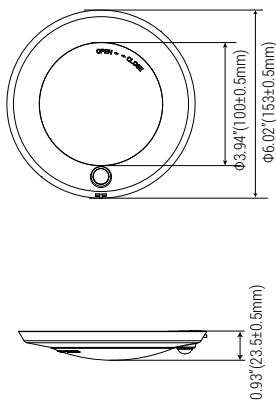


When the person leaves the sensing range, it will automatically turn off the lights after a few minutes.

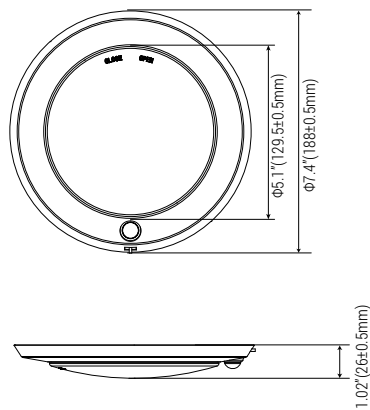


DIMENSION

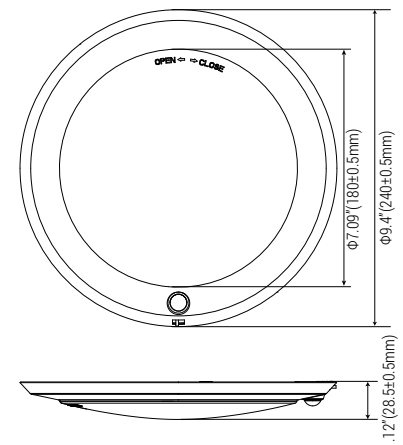
4inch



6inch



8inch



Catalog Number :
























Project Name :

Note :

Date :

Type :

ACCESSORIES

	Surface Mount Accessories			Retrofit Accessories		
4inch	3.5" Junction Box installation hole 	Wire Nuts 	Screws 1 	/		
6inch	3.5" Junction Box installation hole 	Wire Nuts 	Screws 1 	5/6" Recessed installation hole 	Mounting Springs  E26 Adapter 	Wire Nuts 
8inch	3.5" Junction Box installation hole 	Wire Nuts 	Screws 1 	5/6" Recessed installation hole 	Mounting Springs  E26 Adapter 	Screws 3  Wire Nuts 
	2.75" Junction Box installation hole 	Mounting Bracket  Wire Nuts 	Screws 2  Screws 1 			

RECOMMENDED DIMMER

LUTRON				LEVITON	
TG-600PR-WH	SLV-600P-AL	DVCL-153P	MSCL-OP153M	6672	IPL06
CTCL-153PDH-WH	DV-600PR-WH	PD-6WCL	MACL-153M//MA-R	6674	DSL06
TGCL-153PH-LA	SCL-153PH-WH			RNL06	